

SumiOn

User guide

Please note that the development of SumiOn will continue until the end of the year, and some sections of this guide may still be updated.

Table of Contents

What changes for Sumi´ s customers on 1 Jan 2026	3	• Detailed reporting method	23
SumiOn onboarding	4	• Detailed reporting method – required data	24
• SumiOn – login and user accounts	5	• Simplified reporting method	25
• Organizations – creation and management	6	• Simplified reporting method – required data	26
• Users and access rights management	7	SUP product reporting	27
Which reporting method suits my company?	8	• SUP products	28
• Which reporting method suits my company?	9	• SUP product reporting – required data	30
• Combination of reporting methods	11	Invoicing and customer support	31
Sales volume-based reporting method	12	• Company historical data	32
• Excel import	13	• Invoicing and payments	33
• Manual entry of products	14	• AI assistant chatbot	34
• Multipliable package	16	• Customer service and communication	35
• Product models	18	• Collecting data in advance – Excel	36
• Synkka and packaging data	21	• SumiOn webinar and reporting workshop	37
Traditional reporting method (Rinki)	22		

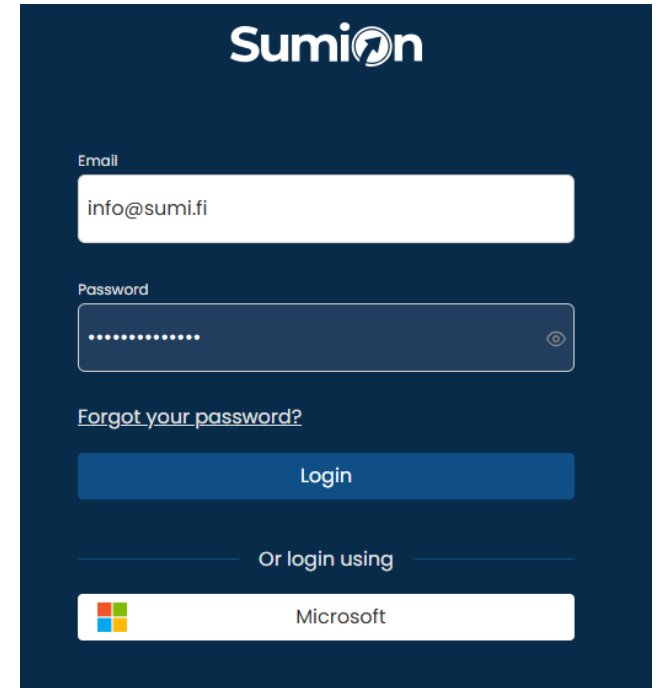
What changes for Sumi's customers on 1 Jan 2026

- From 1 January 2026, **all packaging data of Sumi's customers will be reported in the new SumiOn reporting system** – at the same time, Rinki's extranet will no longer be available to Sumi's customers.
- From 1 January 2026, Rinki's corporate customer service will also no longer be available to Sumi's customers, and Sumi's own corporate customer service will serve Sumi's customers.
- From 1 January 2026, recycling fee invoices will be issued by Sumi. Please note! For companies invoiced quarterly: **the Q3 invoice will still be paid to Rinki as normal, and the Q4 invoice will be issued by Sumi.** For companies with advance invoicing in 2025, the adjustment invoice will be issued by Sumi and paid directly to Sumi.
- **Customer service is available on weekdays from 8:30 to 16:00 by phone at 030 635 8100 and by email at info@sumi.fi**

SumiOn onboarding

SumiOn – login and user accounts

- **Sumi's customers can log in to SumiOn from 1 January 2026**
- **The SumiOn login invitation will be sent by email to the main contact person registered for your company.**
 - By clicking the link in the email, you can create your SumiOn user account and password
 - If, after logging in, you wish to grant SumiOn access rights to other people in your company, you can do so in the Users tab (see instructions on page 7)
 - **If you are unsure who is registered as your company's main contact person, please contact Sumi's customer service as soon as possible at info@sumi.fi**
- SumiOn is available in Finnish, Swedish and English
- Reporting of **2025 packaging data begins on 1 January 2026, and the reporting deadline is 31 January 2026**



SumiOn

Email

info@sumi.fi

Password

.....

[Forgot your password?](#)

Login

Or login using

Microsoft

Organizations – creation and management

- **Your main organization in SumiOn comes directly from the producer responsibility transfer agreement.**
 - In the Organizations tab, you can create sub-organizations for your company if needed (such as a site, factory or business area) by selecting Create new organization.
 - Please note! Companies with their own Business ID are treated as separate main organizations in the system.
- In the Organizations tab, you also select your company's **reporting cycle** – the options are monthly, quarterly and yearly reporting.
 - The reporting cycle cannot be changed mid-year. The reporting cycle for 2025 has already been selected.
 - You can change the reporting cycle for the year 2026. The deadline for making this selection is 31 January 2026.
- **Quarterly reporters in 2025 – please note that Q4 2025 is reported in SumiOn, not in Rinki's extranet.**

Users and access rights management

- In the Users tab, you can add and remove access rights for your company
 - If you have created sub-organizations for your company (such as a site, factory or business area), you can grant access rights to these sub-organizations here.
 - Please note! Companies with their own Business ID are treated as separate main organizations.
- User roles and permissions
 - **Administrator:** Has full rights for everything related to the company. The only role that can invite new users and edit the access rights of other users.
 - **Reporter:** Can create and submit reports.
 - **Product manager:** Can edit products and product models.
 - **Extended read-only access:** Can view the company's basic information and all reported data.

Which reporting method suits my company?

Which reporting method suits my company?

- In SumiOn, packaging data can be reported in several different ways. Your **company may use one reporting method, switch to another, or combine multiple reporting methods as needed**. The most suitable method depends on the size of your company, the number of products, and how packaging data is currently available in your internal systems.

1. Simplified reporting method – under 50,000 kg (p. 25)

- **Who is it suitable for:**
 - Companies reporting small volumes
 - Companies that do not need product-level data
 - Companies that want to continue using the current simple Rinki-style reporting model
- **How it works:**

The company reports the total weights of packaging materials for the entire reporting period, grouped by material category.
- **Benefits:**
 - Reporting is fast and simple

Which reporting method suits my company?

- All companies that place **more than 50,000 kg of packaging** on the market are subject to the detailed reporting obligation. Your company can meet this obligation in SumiOn in **two different ways**:

2A. Traditional Rinki reporting method (material-specific total kilograms) (p. 23)

- The company reports the material-specific weights (fibre, plastic, metal, etc.) for the reporting period. This method is suitable for companies whose internal systems are built around the Rinki model, or companies that are not able to report at the product (EAN) level.
- **Suitable for companies that:**
 - Want to continue using the material-based total-kilogram model
 - Do not want to build a product-level data model
 - Continue to use the Rinki-based process internally

2B. Sales volume-based reporting method (EAN code or product-number based) (p. 13)

- The company imports the sold products into SumiOn using its chosen method, defines their packaging data and enters the sold quantities. SumiOn automatically calculates the precise packaging amounts and compiles them into the report.
- **Suitable for companies that:**
 - Want detailed product-level reporting and recycling-fee information
 - Want to use Excel imports, product models and multipliable packages

Combination of reporting methods

- You can import packaging data into SumiOn using all the methods presented in this guide:
 - Traditional reporting method (Rinki)
 - Simplified reporting method
 - Detailed reporting method
 - SUP reporting
 - Sales volume-based reporting method
 - Manual entry of individual products
 - Multipliable packages and product models
 - Excel imports
- For example, you can import most of your data using Excel, enter some of it manually as products, and report the rest using the traditional Rinki reporting method.
- The SumiOn system automatically combines all packaging data entered using different methods into a single summary view in the All reports tab.**

Reports for Webinarcompany Oy				
Consumer				
MATERIAL	Total amount (kg)	Change (kg)	Change (%)	Price
Paper fibre packaging (paper and carton packaging)	350,00 kg	-	-	53,20 €
Plastic packaging	4 263,00 kg	-	-	677,82 €
Metal packaging	72,00 kg	-	-	5,83 €
Glass packaging	1 441,70 kg	-	-	134,08 €
Business				
MATERIAL	Total amount (kg)	Change (kg)	Change (%)	Price
Paper fibre packaging (paper and carton packaging)	3 144,09 kg	-	-	17,29 €
Plastic packaging	5 700,00 kg	-	-	307,80 €

Sales volume-based reporting method

Sales volume-based reporting – Excel import

- Product data can be imported into SumiOn directly from your sales data using an Excel import
 - All reports tab
 - Create new
 - Select EAN/GTIN reporting
 - Download the Excel reporting template from SumiOn**
 - Fill in the required data in the template
 - Upload the completed Excel file back into SumiOn via **Import file**
 - After this, the system will generate a second Excel template, where you will enter the eco-modulation categories for the products imported in the first step
- Please note! SumiOn only accepts data formatted using SumiOn's own Excel reporting template**
- You can find SumiOn's Excel reporting template in the appendix of this guide. You may collect and prepare your packaging data in this template before the January reporting period opens**

EAN/GTIN reporting

The system inputs the EAN/GTIN codes and sold quantities of the products, after which the portal automatically calculates the packaging materials using packaging data available from open sources. [Additional info](#)

Traditional reporting system

The old but working way to report packaging materials. [Additional info](#)

Creating a report

Description about creating a report

[Download Excel reporting template](#)

	A	B	C	H	I	J	K	L	M	N	O	P
3	EAN/GTIN	Name	Productnumber	Main material Plastic	Main material Metal	Main material Glass	Main material Wood	Main material Other	Consumer / B2B Packaging	Single-use/ Reusable	Origin of the packaging	SUP
4												
5												
6												
7												
8												
9												
10												
11												
12												
13												
14												
15												
16												
17												
18												
19												

Manual entry of products

- You can enter individual products into SumiOn manually.
- If you want to use the Multipliable package (p. 17) or Product models (p. 19) functions, start here.**
- To create individual products:
 - Go to the Products tab
 1. Click Create new
 2. Select Product
 - First enter **the basic information for one product**;
 - Name
 - EAN code or product number (the product number can contain numbers or text)
 - Next, add the packaging data for the product – the instructions continue on the next page

1.

Products and models - Webinaariyritys Oy

Create new

Export

Import file

[Download Excel product template](#)

2.

Products and models - Webinaariyritys Oy

[← Go back](#)

Create new product

 Product
 Model
 Multipliable package

Product information

Name

EAN or GTIN

Product number

Comment

 Responsible to report
 Materials
 Multipliable package

Add material

+ Add

Manual entry of products

1. Define the packaging materials for the product under “Add material”

- From the dropdown menu, select:
 - Consumer package or business package
 - Material and the material’s eco-modulation category
 - Secondary materials, if the packaging is made of multiple materials
 - SUP or non-SUP product
 - SUP category, if the product is an SUP product
 - Reusability – selection
 - Package origin – selection
 - **Single package weight (kg)**

2. Save the product by clicking OK and Save.

3. The product you saved will now appear on the Products main page.

3.

Product	Suminen Chocolate Bar 39g	7351234500128	23.10.2025 09:09	Open	Delete

Products and models – Webinaariyitys Oy

[Go back](#)

Create new product

Product Model Multipliable package

Product information

Name

EAN or GTIN Product number

Comment

Responsible to report

Materials Multipliable package

1. **Add material**

2.

Plastic packaging (Consumer)
Mono-plastic packaging

Material

Ecomodulation

SUP Non-SUP

SUP class

Reusability

Package origin

Single package weight (kg)

Multipliable package

- The Multipliable package function is recommended for products where all flavour variations of the same product are packaged in the same type of packaging.
 - Example: “Suminen Chocolate Bar” – each flavour has its own EAN code, but all flavours use identical packaging.
- When a Multipliable package structure is created in the background data, any changes to the packaging materials can be made centrally in one place. The updated information is automatically applied to all individual products linked to that Multipliable package.
- In addition, product reporting becomes simpler: when sales data is imported into the report, the correct packaging information is already available behind each EAN code.
- You will find the instructions for Multipliable package on the next page. The example used in the instructions is “Suminen Chocolate Bar 39 g”.



Different flavours of the product –
same packaging

Multipliable package

1. First create the Multipliable package

- Go to the Products tab
- Click Create new
- Select Multipliable package
 - Give the Multipliable package a name, e.g. “Suminen Chocolate Bar – packaging for all flavours” and add a product number (this may contain numbers or letters).
 - Add the packaging material, eco-modulation category, reusability, package origin, and the weight of the plastic wrapper
 - Save the Multipliable package

2. Then create the individual products to which the Multipliable package will be linked

- See Manual entry of products, p. 14
- Select the product you created in the Products tab
- Under the product details, select the Multipliable package option
- From the dropdown menu, select the correct Multipliable package – “Suminen Chocolate Bar – packaging for all flavours”
- Select Link and save
- Repeat for all Suminen Chocolate Bar flavour variations

1. **Create new product**

Product Model Multipliable package

Product information

Name

Product number Comment

Add material + Add

Plastic packaging (consumer) 0.04 kg
Multi-plastic packaging

Material

Ecomodulation

SUP

Reusability Package origin Single package weight (kg)

OK

2.

Product Model Multipliable package

Product information

Name

EAN or GTIN Product number

Comment

Responsible to report

Materials Multipliable package

Add package

Product models

- Product models are useful, for example, when your company sells full pallets of the same product.
- A product model can contain the entire packaging hierarchy, from the individual product wrapper all the way to the wooden pallet and stretch film.
- Creating a product model requires a bit of effort the first time, but after that the model remains in your company's product data, and you can easily add it to your report with just a couple of clicks.
- You will find the instructions for creating a product model on the next page. The example used in the instructions is Suminen Chocolate Bar 39 g.

**1 pc**

Plastic wrapper

**35 pc**Plastic wrappers 35
Cardboard box 1**203 pc**Plastic wrappers 7105
Cardboard boxes 203
Wooden pallet 1
Stretch film

Product models

1. First create **a single product** manually – Suminen Chocolate Bar 39 g (see p. 14)
2. Next create **the sales unit** – 35 × Suminen Chocolate Bar 39 g + cardboard box
 - Go to the Products tab
 - Click Create new
 - Select Model
 - Enter the basic information for the model: name, EAN code or product number (this can be numbers or letters)
 - Link the previously created individual product to this model using the EAN code or product number and add the amount of products in sales unit
 - Add the packaging materials for the sales unit – the cardboard box.
 - Enter the material, eco-modulation class, reusability, package origin and the weight of the cardboard box.
3. Finally, create the full pallet – 203 × sales unit + pallet + stretch film
 - Go to the Products tab
 - Click Create new
 - Select Model
 - Enter the basic information for the model: name, EAN code or product number (this can be numbers or letters)
 - Link the previously created sales unit to this model using the EAN code or product number
 - Add the packaging materials for the full pallet – the wooden pallet and stretch film
 - Enter the material, eco-modulation class, reusability, package origin and the weight of the cardboard box

1. Product Information

Product Model Multiplicable package

Name
Suminen Chocolate Bar 39g - Sales unit 35pc (cardboard box)

EAN or GTIN
2314285858

Product number

Comment

Responsible to report

Add products/models

Search with EAN or product number

Product Suminen_Chocolate_Bar_39g_ 2317887219328 Quantity, pcs 35

Add material

Paper Fibre Packaging (cardboard and paper packaging) (Business)
Single-material corrugated cardboard packaging

Material
Paper Fibre Packaging (cardboard and paper packaging)

Eco-modulation
Single-material corrugated cardboard packaging

Reusability Not reusable Package origin Packaged in Finland Single package weight (kg) 0

OK

2. Product Information

Product Model Multiplicable package

Name
Suminen Chocolate Bar 39g - Product model (The full pallet)

EAN or GTIN
2314285858

Product number

Comment

Responsible to report

Add products/models

Search with EAN or product number

Model Suminen_Chocolate_Bar_39g_ -Sales unit 35pc (cardboard box) 2317887219328 Quantity, pcs 203

Add material

Wood packaging (Business)
Stamped FIN, EUR, and EPAL pallets, rental pallets, cable reels

Material
Wood packaging

Eco-modulation
Stamped FIN, EUR, and EPAL pallets, rental pallets, cable reels

Reusability Not reusable Package origin Packaged in Finland Single package weight (kg) 0

OK

Product models

- You can find your product models and their product and packaging-material hierarchies on the Products tab.
- By adding the product model **Suminen Chocolate Bar – full pallet** to the report, SumiOn will automatically calculate all packaging materials included on the pallet, and the reporting for this product is complete.

Type	Name	EAN/GTIN	Product number	LUOTU		
Product	Sumi milk 1 litre	7351234500890		23.10.2025 09:41	Open	Delete
Product	Sumi milk 1 litre	7351234500890		23.10.2025 09:22	Open	Delete
Product	Sumi milk 1 litre	7351234500784		23.10.2025 09:18	Open	Delete
Product	Sumi pickle u 300g	7351234500456		23.10.2025 09:16	Open	Delete
Model	Suminen chocolate bar - product model (full pallet)		0001	23.10.2025 09:14	Open	Delete
Model	Suminen chocolate bar - sales unit 35pc (cardboard box)	7351234500130		23.10.2025 09:14		
Product	Suminen chocolate bar 39g	7351234500128		23.10.2025 09:09		

Synkka and packaging data

- If your company's products are available in the GS1/Synkka system, SumiOn will automatically suggest packaging data retrieved from Synkka for your products.
 - **SumiOn will also suggest both the ecomodulation classes and the material weights for the Synkka packaging data**
 - You must review these suggestions yourself and either approve or adjust the information as needed
- Synkka is available on both the Products tab and the All reports tab

Traditional reporting method (Rinki)

Traditional reporting method (Rinki)

- You can continue to report using the traditional Rinki method in SumiOn if you do not wish to switch to the new Sales volume-based (EAN) reporting.
- In the traditional reporting method, packaging materials are reported as total kg / per material for the entire reporting period.**
- You can find the traditional reporting form here:
 - **All reports tab**
 - **Create new report**
 - **Traditional reporting method**
- There have been no significant changes to this reporting method – **if your company has built its internal systems to follow Rinki reporting, continue using this method.**

The screenshot shows two reporting options in a list:

- EAN/GTIN reporting**: The system inputs the EAN/GTIN codes and sold quantities of the products, after which the portal automatically calculates the packaging materials using packaging data available from open sources. [Additional info](#)
- Traditional reporting system**: The old but working way to report packaging materials. [Additional info](#)

The 'Traditional reporting system' option is circled in green in the original image.

Detailed reporting method – required data

- You can already prepare for the January reporting by collecting the following information on all packaging placed on the market during the past year
- Consumer package / Business package
 - Material
 - Ecomodulation (kg)
 - Is the packaging made of multiple materials?
 - Quantity of secondary material (kg)
 - Packaging of products packed in Finland (kg)
 - Packaging of imported products (kg)
 - Single-use (kg)
 - First-use (kg)
 - Reuse (kg)

Simplified reporting method

- Small producers – **companies that place less than 50,000 kg of packaging on the market per year** – can continue using the simplified reporting method in SumiOn.
- You can find the simplified reporting form under:
 - All reports tab
 - Create new report
 - Traditional reporting method
 - Simplified reporting
- **Simplified reporting is still done by entering the total weights of packaging materials for the entire reporting period — nothing in this reporting method has changed.**
- If you want to start using the EAN-based reporting method, see page 14. If you want to set up products and product models for your company, see page 18.

The screenshot shows two reporting options in a list:

- EAN/GTIN reporting**: The system inputs the EAN/GTIN codes and sold quantities of the products, after which the portal automatically calculates the packaging materials using packaging data available from open sources. [Additional info](#)
- Traditional reporting system**: The old but working way to report packaging materials. [Additional info](#)

The 'Traditional reporting system' option is circled in green in the original image.

Simplified reporting method – required data

- **You can already prepare for the January reporting by collecting the following information on all packaging placed on the market during the past year:**
- **Consumer packaging**
 - Paper fibre packaging (kg/year)
 - Plastic packaging (kg/year)
 - Metal packaging (kg/year)
 - Glass packaging (kg/year)
 - Wooden packaging (kg/year)
 - Other packaging (kg/year)
- **Business packaging**
 - Paper fibre packaging (kg/year)
 - Plastic packaging (kg/year)
 - Metal packaging (kg/year)
 - Glass packaging (kg/year)
 - Wooden packaging (kg/year)
 - Other packaging (kg/year)

SUP product reporting

SUP products

- In the Sales volume-based reporting method, SUP products can be reported together with other packaging data by selecting the SUP product checkbox and the corresponding SUP class for each product
 - This works both when creating products manually and when using Excel import
 - The SUP product selection applies only to plastic and paper fibre packaging
- When using the Traditional reporting method (Rinki) or the Simplified reporting method, SUP products must be reported on a separate SUP form.
 - If your company has no SUP products to report, remember to select the No SUP products to report option.

Product
 Model
 Multipliable package

Product information

Name
Suminen Chocolate bar 38g

EAN or GTIN
6563448647

Product number

Responsible to report

Comment

Materials
 Multipliable package

Add material

+ Add

Plastic packaging (Consumer)
 Mono-plastic packaging

Material
Plastic packaging

Ecomodulation
Mono-plastic packaging

SUP
 No SUP products to report

SUP class
Select sup class

Reusability: Not reusable
 Package origin: Packaged in Finland
 Single package weight (kg): 0

OK

SUP products

- SumiOn displays SUP products as a separate line in the reporting summary view. The price lists for SUP products are published retroactively, and the products are invoiced retroactively.

Report 2025 Q1 - Webinarcompany Oy English

Reporting summary

Consumer				
Material	Total amount (kg)	Change (kg)	Change (%)	Price
Paper fibre packaging (paper and carton packaging)	350,00 kg	-	-	5320 €
Plastic packaging	4 263,00 kg	-	-	67782 €
Metal packaging	72,00 kg	-	-	583 €
Glass packaging	1 441,70 kg	-	-	13408 €
Business				
Material	Total amount (kg)	Change (kg)	Change (%)	Price
Paper fibre packaging (paper and carton packaging)	3 144,09 kg	-	-	1729 €
Plastic packaging	5 700,00 kg	-	-	30780 €
Wooden packaging	3 640,00 kg	-	-	546 €
SUP				
Material	Total amount (kg)	Change (kg)	Change (%)	Price
SUP paper and carton	350,00 kg	-	-	-

SUP– required data

- You can already prepare for the January reporting by collecting the following information on the packaging volumes you placed on the market during the past year:
- SUP class (kg)
 - Partially made of plastic?
 - Amount of plastic in the packaging (kg)
- Beverage bottles other than PET, incl. caps and lids / Beverage packaging other than bottles, incl. caps and lids
 - Amount of recycled plastic in the packaging (kg)

Invoicing and customer support

Company historical data

- Your company's historical data – the changes compared to the previous reporting period, shown in kg and % – is visible in the summary view when you are about to submit the latest report.
 - SumiOn has predefined threshold limits for changes. When these limits are exceeded, the system will ask you to provide a comment explaining the reason for the change.** For example: a change in packaging materials, such as replacing plastic with cardboard.
 - When the threshold limits are exceeded, your report will be sent for manual review by a Sumi specialist before it proceeds to invoicing.
- You can view your historical data at any time:
 - All reports tab
 - Sent reports
 - View report
- Please note: Historical data is only available in SumiOn for the years during which the company has been a Sumi customer.**

Reports for Webinarcompany Oy				
Consumer				
MATERIAL	Total amount (kg)	Change (kg)	Change (%)	Price
Paper fibre packaging (paper and carton packaging)	350,00 kg	-	-	53,20 €
Plastic packaging	4 283,00 kg	-	-	677,82 €
Metal packaging	72,00 kg	-	-	5,83 €
Glass packaging	1 441,70 kg	-	-	134,08 €
Business				
MATERIAL	Total amount (kg)	Change (kg)	Change (%)	Price
Paper fibre packaging (paper and carton packaging)	3 144,09 kg	-	-	17,29 €
Plastic packaging	6 700,00 kg	-	-	307,80 €

Invoicing and payments

- You can view your company's invoicing at any time:
 - All reports tab
 - Invoicing
- Your company's recycling fees per material are shown in the summary view when you are about to submit the latest report.
- If the reported quantities do not exceed the predefined threshold limits (see Company historical data, p. 32), your report will proceed directly to automatic invoicing.
- Note: Quarterly invoiced companies — the Q3 invoice is still paid to Rinki, and the Q4 invoice will come from Sumi. For companies invoiced in advance for 2025, the balancing invoice will be issued by Sumi and paid directly to Sumi.
- Note: In February, the recycling fee invoice will also include the company service fees for 2025, at 0.0027 €/kg (minimum €79, maximum €3,990).

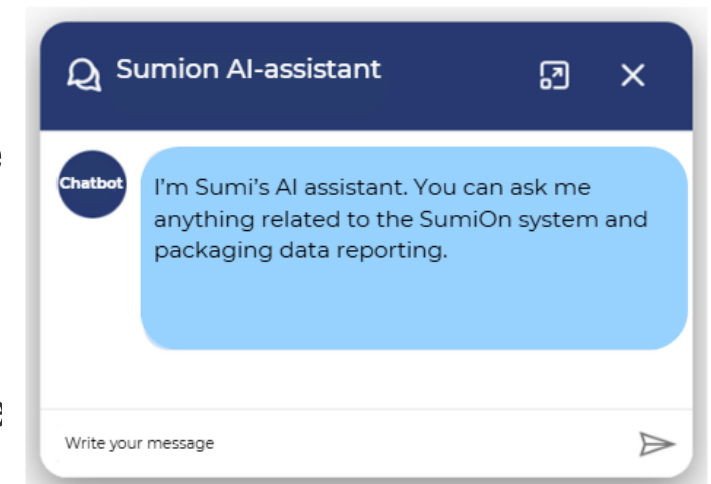
The top screenshot shows the Sumi Oy interface with the 'Invoicing' tab selected in the 'Reports' section. The 'Invoicing' tab is circled in green. Below it, the 'Invoicing for Webinarcompany Oy' page is visible, showing a table with columns for 'Invoice number', 'Created', 'Due date', 'Amount', and 'Status'. The bottom screenshot shows the 'Reports for Webinarcompany Oy' page. The 'Consumer' and 'Business' sections are visible, each with a table of materials. The 'Price' column in both tables is circled in green.

MATERIAL	Total amount (kg)	Change (kg)	Change (%)	Price
Paper fibre packaging (paper and carton packaging)	350,00 kg	-	-	53,20 €
Plastic packaging	4 263,00 kg	-	-	677,82 €
Metal packaging	72,00 kg	-	-	5,83 €
Glass packaging	1 441,70 kg	-	-	134,08 €

MATERIAL	Total amount (kg)	Change (kg)	Change (%)	Price
Paper fibre packaging (paper and carton packaging)	3 144,09 kg	-	-	17,29 €
Plastic packaging	5 700,00 kg	-	-	307,80 €

AI assistant chatbot

- You can find the SumiOn AI assistant chatbot in the bottom-right corner of the system.
- The AI chatbot provides answers to questions related to reporting, packaging definitions, and eco-modulation classes. It also guides you in using the system.
- **The chatbot's answers are reliable** — the AI knowledge base it uses has been created and verified by Sumi's experts, and it is based on legislation, PirELY guidelines, and official definitions. The reporting system's AI never retrieves answers from the open internet. The knowledge base is continuously updated.



Customer service and communication

- From the Summary page, you can see all messages and reminders sent to your company, as well as SumiOn user guides and frequently asked questions.
- SumiOn automatically reminds you of reporting deadlines and any possible delays. The reminders are shown in the SumiOn system and are also sent by email to your company's primary contact person.
- **Please make sure that SumiOn emails do not end up in your spam folder. Messages sent via SumiOn relate only to statutory reporting and the important deadlines connected to it.**
- Customer service is available on weekdays from 8:30 to 16:00 by phone at **030 635 8100** and by email at info@sumi.fi

Downloadable Excel reporting template

- **If you want to start using the Sales volume-based reporting method already in January, and you wish to gather your data for the Excel import well in advance before logging into SumiOn, you can use the Excel reporting template included as an attachment.**
 - Pre-fill the template with all products for your reporting period
 - In January, you can simply add the sales amounts and upload this Excel file into SumiOn, and your reporting will be complete.
- Please note: Product models and multipliable packages cannot be imported into the system using this Excel template.

Welcome to the SumiOn webinar on 8 January 2026 at 9:00–10:30

In this webinar, we will go through all SumiOn system functionalities — starting from logging in — as well as the steps for reporting your 2025 packaging data using both the simplified and the detailed reporting methods.

Time: 8 January 2026, 9:00–10:30

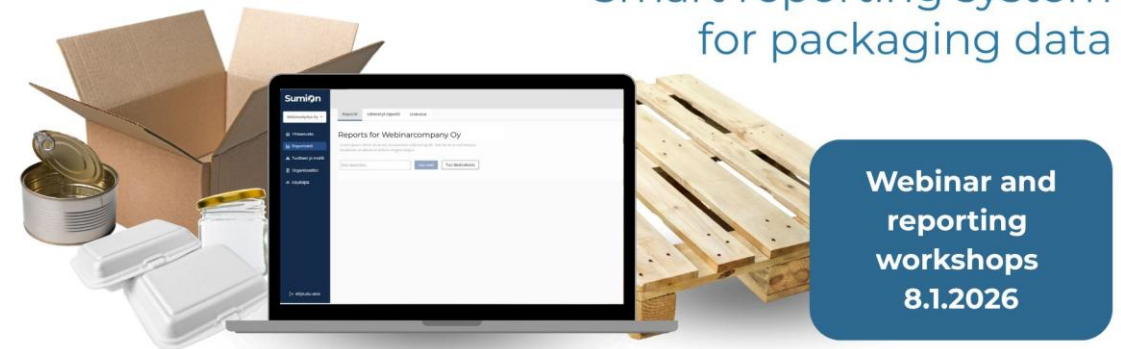
After the webinar, we will also offer separate support-focused Teams sessions for different user groups:

- **Simplified reporting guidance:** 12:00–13:00
- **Detailed reporting guidance:** 12:00–13:00
- **English-language guidance:** 14:00–15:00

The webinar invitation will be sent to all Sumi customers by email.

SumiOn

Smart reporting system
for packaging data



Sumion

Corporate customer service

030 635 8100

info@sumi.fi